





# ENERGY STATEMENT

www.pge.com/MyEnergy

Account No: 1696460434-8  
Statement Date: 12/09/2021  
Due Date: 12/30/2021

## Important Phone Numbers - Monday-Friday 7 a.m.-9 p.m., Saturday 8 a.m.-6 p.m.

### Customer Service (All Languages; Relay Calls Accepted) 1-800-743-5000

#### TTY 7-1-1

Servicio al Cliente en Español (Spanish) 1-800-660-6789  
華語客戶服務 (Chinese) 1-800-893-9555

Dịch vụ khách tiếng Việt (Vietnamese) 1-800-298-8438  
Business Customer Service 1-800-468-4743

#### Rules and rates

You may be eligible for a lower rate. To learn more about optional rates or view a complete list of rules and rates, visit [www.pge.com](http://www.pge.com) or call 1-800-743-5000.

**If you believe there is an error on your bill**, please call **1-800-743-5000** to speak with a representative. If you are not satisfied with our response, contact the California Public Utilities Commission (CPUC), Consumer Affairs Branch (CAB), 505 Van Ness Avenue, Room 2003, San Francisco, CA 94102, 1-800-649-7570 or 7-1-1 (8:30 AM to 4:30 PM, Monday through Friday) or by visiting [www.cpuc.ca.gov/complaints/](http://www.cpuc.ca.gov/complaints/).

To avoid having service turned off while you wait for the outcome of a complaint to the CPUC specifically regarding the accuracy of your bill, please contact CAB for assistance. If your case meets the eligibility criteria, CAB will provide you with instructions on how to mail a check or money order to be impounded pending resolution of your case. You must continue to pay your current charges while your complaint is under review to keep your service turned on.

**If you are not able to pay your bill**, call PG&E to discuss how we can help. You may qualify for reduced rates under PG&E's CARE program or other special programs and agencies may be available to assist you. You may qualify for PG&E's Energy Savings Assistance Program which is an energy efficiency program for income-qualified residential customers.

#### Important definitions

**Rotating outage blocks** are subject to change without advance notice due to operational conditions.

**Tier 1/Baseline allowance:** Some residential rates are given a Tier 1/Baseline allowance - a CPUC approved percentage of average customer usage during summer and winter months. Your Tier 1/Baseline allowance provides for basic needs at an affordable price and encourages conservation. Your allowance is assigned based on the climate where you live, the season and your heat source. As you use more energy, you pay more for usage. Any usage over your baseline allowance will be charged at a higher price.

**High Usage:** An increased price per kWh whenever electricity usage exceeds four times the Baseline Allowance (Tier 1) in a billing period. This charge does not apply to Time-of-Use rate plans.

**Wildfire Fund Charge:** Charge on behalf of the State of California Department of Water Resources (DWR) to fund the California Wildfire Fund. For usage prior to October 1, 2020, this charge included costs related to the 2001 California energy crisis, also collected on behalf of the DWR. These charges belong to DWR, not PG&E.

**Power Charge Indifference Adjustment (PCIA):** The PCIA is a charge to ensure that both PG&E customers and those who have left PG&E service to purchase electricity from other providers pay for the above market costs for electric generation resources that were procured by PG&E on their behalf. 'Above market' refers to the difference between what the utility pays for electric generation and current market prices for the sale of those resources. Visit [www.pge.com/cca](http://www.pge.com/cca).

**Wildfire Hardening Charge:** PG&E has been permitted to issue bonds that enable it to recover more quickly certain costs related to preventing and mitigating catastrophic wildfires, while reducing the total cost to its customers. Your bill for electric service includes a fixed recovery charge called the Wildfire Hardening Charge that has been approved by the CPUC to repay those bonds. The right to recover the Wildfire Hardening Charge has been transferred to a separate entity (called the Special Purpose Entity) that issued the bonds and does not belong to PG&E. PG&E is collecting the Wildfire Hardening Charge on behalf of the Special Purpose Entity.

**Gas Public Purpose Program (PPP) Surcharge.** Used to fund state-mandated gas assistance programs for low-income customers, energy efficiency programs, and public-interest research and development.

Visit [www.pge.com/billexplanation](http://www.pge.com/billexplanation) for more definitions. To view most recent bill inserts including legal or mandated notices, visit [www.pge.com/billinserts](http://www.pge.com/billinserts).

**See the table reflecting "Your Electric Charges Breakdown" on the last page**

"PG&E" refers to Pacific Gas and Electric Company, a subsidiary of PG&E Corporation. © 2021 Pacific Gas and Electric Company. All rights reserved.

Please do not mark in box. For system use only.

### Update My Information (English Only) Ways To Pay

Please allow 1-2 billing cycles for changes to take effect

**Account Number: 1696460434-8**

Change my mailing address to: \_\_\_\_\_

City \_\_\_\_\_ State \_\_\_\_\_ ZIP code \_\_\_\_\_  
Primary Phone # \_\_\_\_\_ Primary Email \_\_\_\_\_

- **Online via web or mobile at [www.pge.com/waystopay](http://www.pge.com/waystopay)**
- **By mail:** Send your payment along with this payment stub in the envelope provided.
- **By debit card, Visa, MasterCard, American Express, or Discover:** Call 877-704-8470 at any time. (Our independent service provider charges a fee per transaction.)
- **At a PG&E payment center or local office:** To find a payment center or local office near you, please visit [www.pge.com](http://www.pge.com) or call 800-743-5000. Please bring a copy of your bill with you.



# ENERGY STATEMENT

www.pge.com/MyEnergy

Account No: 1696460434-8  
Statement Date: 12/09/2021  
Due Date: 12/30/2021

## Summary of Your NEM Year-to-Date (YTD) Charges

Service For: 613 DAHLIA DR  
Service Agreement ID: 1696713444  
Rate Schedule: Time-of-Use (Peak Pricing 4 - 9 p.m. Every Day)

## Summary of NEM Charges

Bill Period End Date	Net Peak Usage (kWh)	Net Off Peak Usage (kWh)	Net Usage (kWh)	Estimated NEM Charges Before Taxes	Estimated NEM Charges After Taxes
11/07/2021	103	-92	10	\$10.36	\$10.36
12/07/2021	91	-46	45	16.60	16.61
TOTAL	194	-138	55	\$26.96	\$26.97

Estimated tax amount, if applicable, is displayed in the box below. Differences in net usage occur due to rounding.

## Electric Charges

Bill Period End Date	Minimum Delivery Charges	Energy Charges *
11/07/2021	\$10.31	\$2.59
12/07/2021	9.98	5.92
TOTAL	\$20.29	\$8.51

\* Please go to [pge.com/electricrates](http://pge.com/electricrates) to find the generation component of your Energy Charges.

## How Your True-Up is Calculated

Your YTD Total NEM Charges represent the balance of your net usage since the start of your True-Up period. Charges are calculated each month but are not billed until the end of the True-Up period.

Your Summary of NEM Charges will be reset to zero at True-Up.

The Minimum Delivery Charge is billed monthly and credited at True-Up if the total NEM Charges Before Taxes or total State Mandated Non-Bypassable Charges are greater than your cumulative Minimum Delivery Charges. Refer to Detail of NEM Charges page for details about the State Mandated Non-Bypassable Charges.

Energy Charges are commodity costs related to energy usage and will be paid (if a positive amount) at True-Up when your NEM Charges Before Taxes are less than the sum of your total Minimum Delivery Charges and Energy Charges.

This is your YTD balance. Your total NEM balance will be reconciled on your True-Up statement (**10/2022**).

Total NEM Charges Before Taxes	\$26.96
Total Electric Minimum Delivery Charges	-20.29
Estimated Taxes	0.01
<b>YTD Estimated NEM Charges At True-Up</b>	<b>\$6.68</b>



# ENERGY STATEMENT

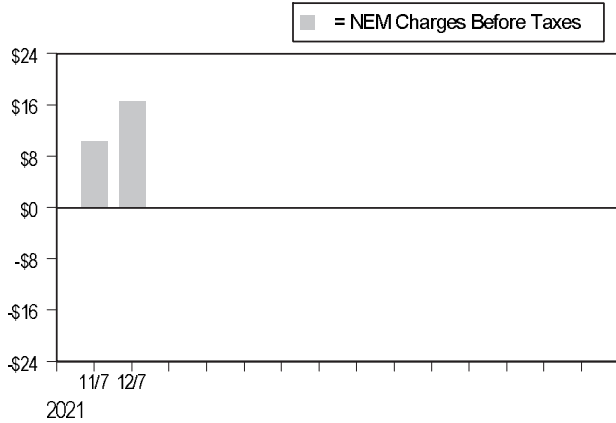
www.pge.com/MyEnergy

Account No: 1696460434-8  
Statement Date: 12/09/2021  
Due Date: 12/30/2021

## Summary of Your NEM Year-to-Date (YTD) Charges (continued)

Service For: 613 DAHLIA DR  
Service Agreement ID: 1696713444  
Rate Schedule: Time-of-Use (Peak Pricing 4 - 9 p.m. Every Day)

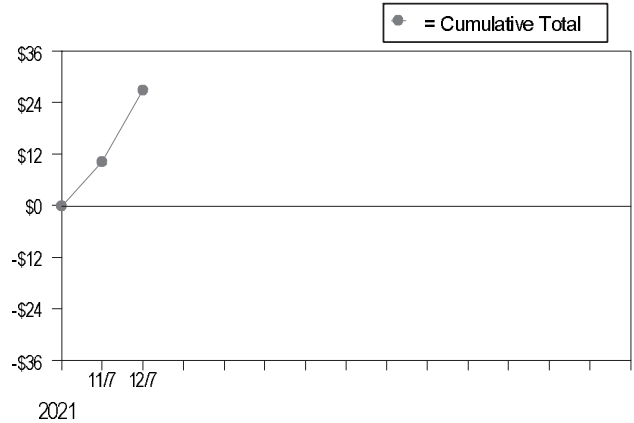
### NEM Charges Before Taxes



#### Monthly NEM Charges

Monthly NEM Charges represent the cost of the electricity you use each month. You don't pay your monthly NEM balance each month. Instead, your Monthly NEM Charges are added up to calculate your Cumulative NEM balance, which you pay at True-Up.

### Cumulative NEM Balance by Month



#### Cumulative NEM Balance

Cumulative NEM balance is a running total of your electricity costs and can increase or decrease depending on each month's use and generation. You only pay your Cumulative NEM balance at True-Up.





# ENERGY STATEMENT

www.pge.com/MyEnergy

Account No: 1696460434-8  
Statement Date: 12/09/2021  
Due Date: 12/30/2021

## Details of NEM Charges

11/08/2021 - 12/07/2021 (30 billing days)

Service For: 613 DAHLIA DR  
Service Agreement ID: 1696713444  
Rate Schedule: Time-of-Use (Peak Pricing 4 - 9 p.m. Every Day)  
Enrolled Programs: Net Energy Metering (NEM2)

### 11/08/2021 – 11/30/2021

Baseline Allowance	255.30 kWh	(23 days x 11.1 kWh/day)	
Net Usage			
Peak	66.549000 kWh	@ \$0.32264	\$21.47
Off Peak	-36.743000 kWh	@ \$0.30531	-11.22
Baseline Credit	29.806000 kWh	@ -\$0.07575	-2.26
NBC Net Usage Adjustment			-0.68
State Mandated Non-Bypassable Charge <sup>1</sup>			4.22
Energy Commission Tax			0.01

### 12/01/2021 – 12/07/2021

Baseline Allowance	77.70 kWh	(7 days x 11.1 kWh/day)	
Net Usage			
Peak	24.743000 kWh	@ \$0.32398	\$8.02
Off Peak	-9.144000 kWh	@ \$0.30665	-2.80
Baseline Credit	15.599000 kWh	@ -\$0.07605	-1.19
NBC Net Usage Adjustment			-0.35
State Mandated Non-Bypassable Charge <sup>1</sup>			1.39

**Monthly NEM Charges** **\$16.61**

<sup>1</sup> The State Mandated Non-Bypassable Charge (NBC) cannot be reduced by any net generation credits. If applicable, additional discounts are included in the NBC.

Your NEM balance will be reconciled on your True-Up statement (10/2022).

### Average Daily Usage (kWh / day)

Last Year	Last Period	Current Period
-1.45	0.34	1.51

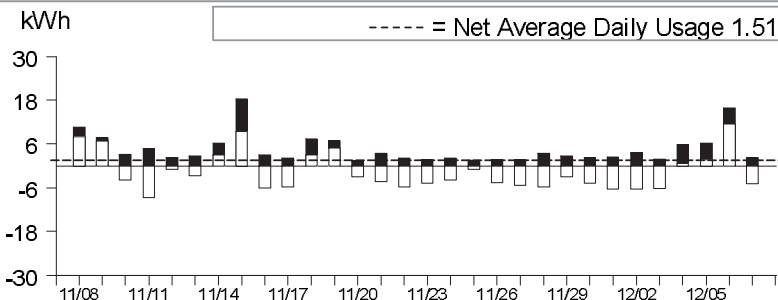
## Service Information

Meter #	1010811993
Consumption	253.554000 kWh
Net Generation	-208.149000 kWh
Net Usage	45.405000 kWh
Baseline Territory	S
Heat Source	B - Not Electric
Serial	N
Rotating Outage Block	50

## Additional Messages

The State Mandated Non-Bypassable Charge (NBC) is calculated based on your energy usage and is relevant to determine the True-Up amount. This charge includes the following fees: Public Purpose Programs, Nuclear Decommissioning, DWR Bond Charge and Competition Transition Charge. The NBC Net Usage Adjustment is to ensure that you don't pay for NBCs twice.

## Net Electric Usage This Period: 45.405000 kWh, 30 billing days



■ Peak<sup>1</sup>  
□ Off Peak<sup>2</sup>

### Energy Charges

\$29.49  
-\$14.02

<sup>1</sup>Peak: 4:00pm-9:00pm, Every Day;

<sup>2</sup>Off Peak: All Other Hours



# ENERGY STATEMENT

www.pge.com/MyEnergy

Account No: 1696460434-8

Statement Date: 12/09/2021

Due Date: 12/30/2021

## Details of Gas Charges

11/09/2021 - 12/08/2021 (30 billing days)

Service For: 613 DAHLIA DR

Service Agreement ID: 1695619546

Rate Schedule: G1 S Residential Service

11/09/2021 – 11/30/2021

Your Tier Usage

1

2

Tier 1 Allowance	30.36 Therms (22 days x 1.38 Therms/day)	
Tier 1 Usage	30.360000 Therms @ \$2.01237	\$61.10
Tier 2 Usage	7.040000 Therms @ \$2.49461	17.56
Gas PPP Surcharge (\$0.07021 /Therm)		2.62

12/01/2021 – 12/08/2021

Your Tier Usage

1

2

Tier 1 Allowance	16.48 Therms (8 days x 2.06 Therms/day)	
Tier 1 Usage	13.600000 Therms @ \$2.02574	\$27.55
Gas PPP Surcharge (\$0.07021 /Therm)		0.95

## Total Gas Charges

**\$109.78**

### Average Daily Usage (Therms / day)

Last Year	Last Period	Current Period
1.72	0.90	1.70

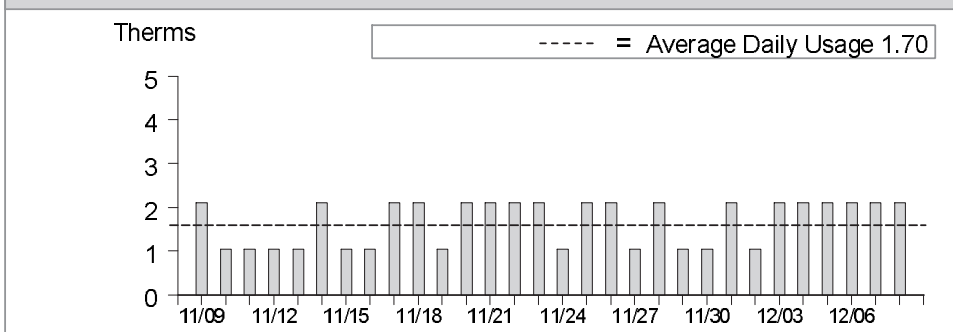
## Service Information

Meter #	62367812
Current Meter Reading	434
Prior Meter Reading	386
Difference	48
Multiplier	1.059071
Total Usage	51.000000 Therms
Baseline Territory	S
Serial	N

## Gas Procurement Costs (\$/Therm)

11/09/2021 - 11/30/2021	\$0.81218
12/01/2021 - 12/08/2021	\$0.82555

## Gas Usage This Period: 51.000000 Therms, 30 billing days





# ENERGY STATEMENT

[www.pge.com/MyEnergy](http://www.pge.com/MyEnergy)

Account No: 1696460434-8  
Statement Date: 12/09/2021  
Due Date: 12/30/2021

## Important Messages (continued from page 1)

**Energy Savings Assistance Program:** provides free home improvements to help keep your home more energy efficient, safe and comfortable. Apply by answering a few simple questions at [www.pge.com/energysavings](http://www.pge.com/energysavings) or call **1-800-989-9744**.

**Programa Energy Savings Assistance:** proporciona mejoras al hogar sin costo para ayudar a que este sea más eficiente en el consumo de energía, más seguro y más cómodo. Solicite respondiendo a unas pocas preguntas simples en [www.pge.com/ahorreenergia](http://www.pge.com/ahorreenergia) o llamando al **1-800-989-9744**.

**Electric power line safety** PG&E cares about your safety. Be aware of your surroundings and keep yourself, tools, equipment and antennas at least 10 feet away from overhead power lines. If you see an electric power line fall to the ground, keep yourself and others away. Call **9-1-1**.

**Neighborhood payment centers** Did you know it's **FREE** to pay your PG&E bill at any of our 600 authorized neighborhood payment centers? Payments made by 5 p.m. will post to your PG&E account the same day. Locations and times of operation may be more convenient for your schedule. Call **1-888-743-0011** to find a location near you.

**Holiday wishes from PG&E.** From all of us at Pacific Gas and Electric Company, we wish you and your family a peaceful, safe and happy holiday season.

## Your Electric Charges Breakdown (from page 2)

Distribution	\$9.98
<b>Total Electric Charges</b>	<b>\$9.98</b>