



ENERGY STATEMENT

www.pge.com/MyEnergy

Account No: 1696460434-8
Statement Date: 06/10/2021
Due Date: 07/01/2021

Service For:

HUNTER REED
613 DAHLIA DR
VACAVILLE, CA 95687

Your Account Summary

Amount Due on Previous Statement	\$37.85
Payment(s) Received Since Last Statement	-37.85
Previous Unpaid Balance	\$0.00
Current Electric Monthly Charges	\$9.86
Current Gas Charges	13.35

Questions about your bill?

Solar Hotline: 1-877-743-4112 M-F 8-5
General: 1-800-743-5000
Monday-Friday 7 a.m.-9 p.m.
Saturday 8 a.m.-6 p.m.
www.pge.com/MyEnergy

Total Amount Due by 07/01/2021 \$23.21

Ways To Pay

www.pge.com/waystopay

Your Net Energy Metering (NEM) Account Summary

Year-to-date (YTD) NEM charges are based on your YTD usage. Your NEM balance will be reconciled on your annual True-Up statement (10/2021) and other charges and taxes may apply. No credits will be carried over to your next True-Up period. Please see the "Summary of Your NEM YTD Charges" for more details.

Total NEM Charges Before Taxes	-\$190.16
Total State Mandated Non-Bypassable Charges	37.42
Total Electric Minimum Delivery Charges	79.83
YTD Estimated NEM Charges At True-Up	\$0.00

Your Enrolled Programs

Net Energy Metering (NEM2)

Important Messages

Discover available resources, update your preferred notification language and learn about our efforts to minimize power shutoffs for our customers, visit www.pge.com/psps.

We know losing power disrupts lives. To support our customers, we are listening to feedback and finding ways to reduce the impact of Public Safety Power Shutoff (PSPS) in 2021, without compromising safety.

Continued on page 3

Please return this portion with your payment. No staples or paper clips. Do not fold. Thank you.

99901696460434800000023210000002321



Account Number: **1696460434-8** Due Date: **07/01/2021** Total Amount Due: **\$23.21**

Amount Enclosed:

\$

HUNTER REED
613 DAHLIA DR
VACAVILLE, CA 95687-8272

PG&E
BOX 997300
SACRAMENTO, CA 95899-7300



ENERGY STATEMENT

www.pge.com/MyEnergy

Account No: 1696460434-8
Statement Date: 06/10/2021
Due Date: 07/01/2021

Important Phone Numbers - Monday-Friday 7 a.m.-9 p.m., Saturday 8 a.m.-6 p.m.

Customer Service (All Languages; Relay Calls Accepted) 1-800-743-5000

TTY 7-1-1

Servicio al Cliente en Español (Spanish) 1-800-660-6789
華語客戶服務 (Chinese) 1-800-893-9555

Dịch vụ khách tiếng Việt (Vietnamese) 1-800-298-8438
Business Customer Service 1-800-468-4743

Rules and rates

You may be eligible for a lower rate. To learn more about optional rates or view a complete list of rules and rates, visit www.pge.com or call 1-800-743-5000.

If you believe there is an error on your bill, please call **1-800-743-5000** to speak with a representative. If you are not satisfied with our response, contact the California Public Utilities Commission (CPUC), Consumer Affairs Branch (CAB), 505 Van Ness Avenue, Room 2003, San Francisco, CA 94102, 1-800-649-7570 or 7-1-1 (8:30 AM to 4:30 PM, Monday through Friday) or by visiting www.cpuc.ca.gov/complaints/.

To avoid having service turned off while you wait for the outcome of a complaint to the CPUC specifically regarding the accuracy of your bill, please contact CAB for assistance. If your case meets the eligibility criteria, CAB will provide you with instructions on how to mail a check or money order to be impounded pending resolution of your case. You must continue to pay your current charges while your complaint is under review to keep your service turned on.

If you are not able to pay your bill, call PG&E to discuss how we can help. You may qualify for reduced rates under PG&E's CARE program or other special programs and agencies may be available to assist you. You may qualify for PG&E's Energy Savings Assistance Program which is an energy efficiency program for income-qualified residential customers.

Important definitions

Rotating outage blocks are subject to change without advance notice due to operational conditions.

Tier 1/Baseline allowance: Some residential rates are given a Tier 1/Baseline allowance - a CPUC approved percentage of average customer usage during summer and winter months. Your Tier 1/Baseline allowance provides for basic needs at an affordable price and encourages conservation. Your allowance is assigned based on the climate where you live, the season and your heat source. As you use more energy, you pay more for usage. Any usage over your baseline allowance will be charged at a higher price.

High Usage: An increased price per kWh whenever electricity usage exceeds four times the Baseline Allowance (Tier 1) in a billing period. This charge does not apply to Time-of-Use rate plans.

Wildfire Fund Charge: Charge on behalf of the State of California Department of Water Resources (DWR) to fund the California Wildfire Fund. For usage prior to October 1, 2020, this charge included costs related to the 2001 California energy crisis, also collected on behalf of the DWR. These charges belong to DWR, not PG&E.

Power Charge Indifference Adjustment (PCIA): Ensures that non-exempt customers under PG&E's GT and ECR rate schedules or who purchase electricity (generation) from non-PG&E suppliers pay their share of generation costs.

Gas Public Purpose Program (PPP) Surcharge. Used to fund state-mandated gas assistance programs for low-income customers, energy efficiency programs, and public-interest research and development.

Visit www.pge.com/billexplanation for more definitions. To view most recent bill inserts including legal or mandated notices, visit www.pge.com/billinserts.

Your Electric Charges Breakdown

Distribution	\$9.86
Total Electric Charges	\$9.86

"PG&E" refers to Pacific Gas and Electric Company, a subsidiary of PG&E Corporation. © 2021 Pacific Gas and Electric Company. All rights reserved.

Please do not mark in box. For system use only.

Update My Information (English Only)

Please allow 1-2 billing cycles for changes to take effect

Account Number: 1696460434-8

Change my mailing address to: _____

City _____ State _____ ZIP code _____

Primary Phone # _____ Primary Email _____

Ways To Pay

- **Online via web or mobile at www.pge.com/waystopay**
- **By mail:** Send your payment along with this payment stub in the envelope provided.
- **By debit card, Visa, MasterCard, American Express, or Discover:** Call 877-704-8470 at any time. (Our independent service provider charges a fee per transaction.)
- **At a PG&E payment center or local office:** To find a payment center or local office near you, please visit www.pge.com or call 800-743-5000. Please bring a copy of your bill with you.



ENERGY STATEMENT

www.pge.com/MyEnergy

Account No: 1696460434-8
Statement Date: 06/10/2021
Due Date: 07/01/2021

Important Messages (continued from page 1)

Your current gas rate Your gas usage is currently billed on a rate for a single-family home or common-use area of a multi-family complex. If this is incorrect, please call us at **1-800-743-5000**.

Continued on page 9



ENERGY STATEMENT

www.pge.com/MyEnergy

Account No: 1696460434-8
Statement Date: 06/10/2021
Due Date: 07/01/2021

Summary of Your NEM Year-to-Date (YTD) Charges

Service For: 613 DAHLIA DR
Service Agreement ID: 1696713444
Rate Schedule: Time-of-Use (Peak Pricing 4 - 9 p.m. Every Day)

Summary of NEM Charges

Bill Period End Date	Net Peak Usage (kWh)	Net Off Peak Usage (kWh)	Net Usage (kWh)	Estimated NEM Charges Before Taxes	Estimated NEM Charges After Taxes
11/05/2020	78	-66	12	\$9.80	\$9.80
12/07/2020	71	-118	-47	-3.64	-3.66
01/07/2021	69	-51	18	8.94	8.94
02/07/2021	60	-141	-81	-11.44	-11.46
03/09/2021	42	-253	-210	-38.14	-38.20
04/08/2021	-12	-286	-299	-57.90	-57.99
05/09/2021	-8	-284	-292	-54.58	-54.67
06/08/2021	16	-253	-238	-43.20	-43.27
TOTAL	316	-1452	-1137	-\$190.16	-\$190.51

Estimated tax amount, if applicable, is displayed in the box below. Differences in net usage occur due to rounding.

Electric Charges

Bill Period End Date	Minimum Delivery Charges	Energy Charges *
11/05/2020	\$9.20	\$2.45
12/07/2020	10.51	-3.74
01/07/2021	10.18	2.80
02/07/2021	10.18	-7.08
03/09/2021	9.86	-20.15
04/08/2021	9.86	-30.14
05/09/2021	10.18	-29.42
06/08/2021	9.86	-23.49
TOTAL	\$79.83	-\$108.77

* Please go to pge.com/electricrates to find the generation component of your Energy Charges.

How Your True-Up is Calculated

Your YTD Total NEM Charges represent the balance of your net usage since the start of your True-Up period. Charges are calculated each month but are not billed until the end of the True-Up period.

Your Summary of NEM Charges will be reset to zero at True-Up.

The Minimum Delivery Charge is billed monthly and credited at True-Up if the total NEM Charges Before Taxes or total State Mandated Non-Bypassable Charges are greater than your cumulative Minimum Delivery Charges. Refer to Detail of NEM Charges page for details about the State Mandated Non-Bypassable Charges.

Energy Charges are commodity costs related to energy usage and will be paid (if a positive amount) at True-Up when your NEM Charges Before Taxes are less than the sum of your total Minimum Delivery Charges and Energy Charges.

You may be eligible for Net Surplus Compensation (NSC) at True-Up if your total **Net Usage (kWh)** is negative. Your estimated True-Up NSC would be -\$33.05.

This is your YTD balance. Your total NEM balance will be reconciled on your True-Up statement (**10/2021**).

Total NEM Charges Before Taxes	-\$190.16
Total State Mandated Non-Bypassable Charges	37.42
Total Electric Minimum Delivery Charges	79.83
YTD Estimated NEM Charges At True-Up	\$0.00



ENERGY STATEMENT

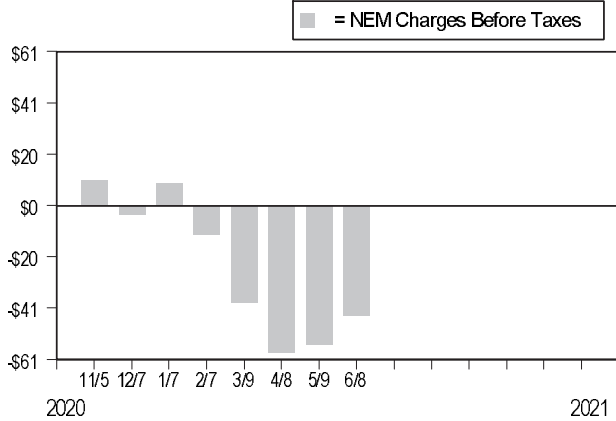
www.pge.com/MyEnergy

Account No: 1696460434-8
Statement Date: 06/10/2021
Due Date: 07/01/2021

Summary of Your NEM Year-to-Date (YTD) Charges (continued)

Service For: 613 DAHLIA DR
Service Agreement ID: 1696713444
Rate Schedule: Time-of-Use (Peak Pricing 4 - 9 p.m. Every Day)

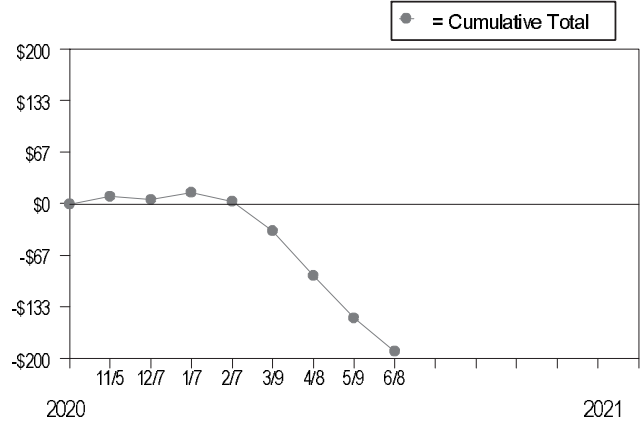
NEM Charges Before Taxes



Monthly NEM Charges

Monthly NEM Charges represent the cost of the electricity you use each month. You don't pay your monthly NEM balance each month. Instead, your Monthly NEM Charges are added up to calculate your Cumulative NEM balance, which you pay at True-Up.

Cumulative NEM Balance by Month



Cumulative NEM Balance

Cumulative NEM balance is a running total of your electricity costs and can increase or decrease depending on each month's use and generation. You only pay your Cumulative NEM balance at True-Up.



ENERGY STATEMENT

www.pge.com/MyEnergy

Account No: 1696460434-8
Statement Date: 06/10/2021
Due Date: 07/01/2021

Details of Electric Monthly Charges

05/10/2021 - 06/08/2021 (30 billing days)

Service For: 613 DAHLIA DR
Service Agreement ID: 1696713444
Rate Schedule: Time-of-Use (Peak Pricing 4 - 9 p.m. Every Day)
Enrolled Programs: Net Energy Metering (NEM2)

05/10/2021 – 05/31/2021

Minimum Delivery Charge ¹ 22 days @ \$0.32854 \$7.23

06/01/2021 – 06/08/2021

Minimum Delivery Charge ¹ 8 days @ \$0.32854 \$2.63

Electric Monthly Charges \$9.86

¹ The Minimum Delivery Charge is set by the CPUC. Your electric Minimum Delivery Charge for this period is \$9.86. This amount can include applicable discounts and may be deducted at True-Up if your total NEM Charges Before Taxes are greater than your total Minimum Delivery Charges.

Service Information

Meter # 1010811993
Consumption 314.154000 kWh
Net Generation -551.690000 kWh
Net Usage -237.536000 kWh
Baseline Territory S
Heat Source B - Not Electric
Serial N
Rotating Outage Block 50



ENERGY STATEMENT

www.pge.com/MyEnergy

Account No: 1696460434-8
Statement Date: 06/10/2021
Due Date: 07/01/2021

Details of NEM Charges

05/10/2021 - 06/08/2021 (30 billing days)

Service For: 613 DAHLIA DR
Service Agreement ID: 1696713444
Rate Schedule: Time-of-Use (Peak Pricing 4 - 9 p.m. Every Day)
Enrolled Programs: Net Energy Metering (NEM2)

05/10/2021 – 05/31/2021

Baseline Allowance	-244.20 kWh	(22 days x 11.1 kWh/day)	
Net Usage			
Peak	1.944590 kWh	@ \$0.32104	\$0.62
Off Peak	-196.599590 kWh	@ \$0.30372	-59.71
Baseline Credit	-194.655000 kWh	@ -\$0.07584	14.76
NBC Net Usage Adjustment			4.39
State Mandated Non-Bypassable Charge ¹			4.73
Energy Commission Tax			-0.06

06/01/2021 – 06/08/2021

Baseline Allowance	-126.40 kWh	(8 days x 15.8 kWh/day)	
Net Usage			
Peak	13.619000 kWh	@ \$0.41813	\$5.69
Off Peak	-56.500000 kWh	@ \$0.35469	-20.04
Baseline Credit	-42.881000 kWh	@ -\$0.07584	3.25
NBC Net Usage Adjustment			0.97
State Mandated Non-Bypassable Charge ¹			2.14
Energy Commission Tax			-0.01

Monthly NEM Charges **-\$43.27**

¹ The State Mandated Non-Bypassable Charge (NBC) cannot be reduced by any net generation credits. If applicable, additional discounts are included in the NBC.

Your NEM balance will be reconciled on your True-Up statement (10/2021).

Average Daily Usage (kWh / day)

Last Year	Last Period	Current Period
N/A	-9.43	-7.92

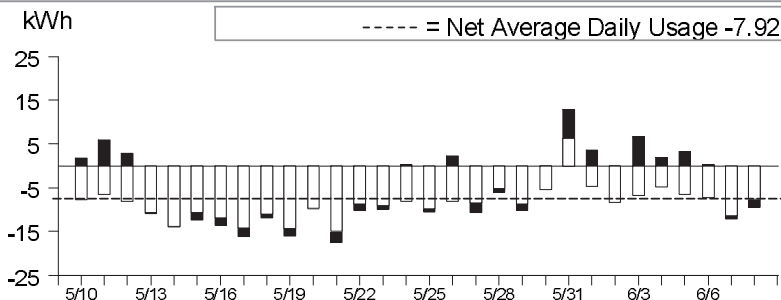
Service Information

Meter #	1010811993
Consumption	314.154000 kWh
Net Generation	-551.690000 kWh
Net Usage	-237.536000 kWh
Baseline Territory	S
Heat Source	B - Not Electric
Serial	N
Rotating Outage Block	50

Additional Messages

The State Mandated Non-Bypassable Charge (NBC) is calculated based on your energy usage and is relevant to determine the True-Up amount. This charge includes the following fees: Public Purpose Programs, Nuclear Decommissioning, DWR Bond Charge and Competition Transition Charge. The NBC Net Usage Adjustment is to ensure that you don't pay for NBCs twice.

Net Electric Usage This Period: -237.536000 kWh, 30 billing days



■ Peak¹
□ Off Peak²

¹Peak: 4:00pm-9:00pm, Every Day;
²Off Peak: All Other Hours

Energy Charges	
Peak	\$6.31
Off Peak	-\$79.75



ENERGY STATEMENT

www.pge.com/MyEnergy

Account No: 1696460434-8

Statement Date: 06/10/2021

Due Date: 07/01/2021

Details of Gas Charges

05/11/2021 - 06/09/2021 (30 billing days)

Service For: 613 DAHLIA DR

Service Agreement ID: 1695619546

Rate Schedule: G1 S Residential Service

05/11/2021 – 05/31/2021

Your Tier Usage

1

2

Tier 1 Allowance 8.19 Therms (21 days x 0.39 Therms/day)
 Tier 1 Usage 6.300000 Therms @ \$1.40931 \$8.88
 Gas PPP Surcharge (\$0.07021 /Therm) 0.45

06/01/2021 – 06/09/2021

Your Tier Usage

1

2

Tier 1 Allowance 3.51 Therms (9 days x 0.39 Therms/day)
 Tier 1 Usage 2.700000 Therms @ \$1.41797 \$3.83
 Gas PPP Surcharge (\$0.07021 /Therm) 0.19

Total Gas Charges

\$13.35

Average Daily Usage (Therms / day)

Last Year	Last Period	Current Period
N/A	0.55	0.30

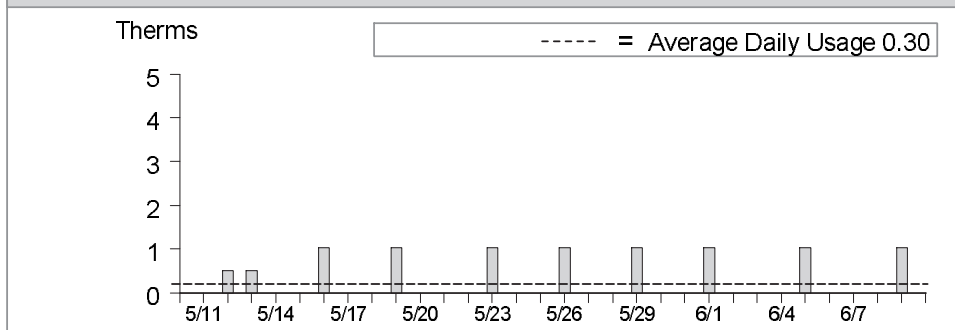
Service Information

Meter # 62367812
 Current Meter Reading 327
 Prior Meter Reading 318
 Difference 9
 Multiplier 1.050452
 Total Usage 9.000000 Therms
 Baseline Territory S
 Serial N

Gas Procurement Costs (\$/Therm)

05/11/2021 - 05/31/2021 \$0.21063
 06/01/2021 - 06/09/2021 \$0.21778

Gas Usage This Period: 9.000000 Therms, 30 billing days





Important Messages (continued from page 1)

CARE Program You may qualify for a monthly discount with the California Alternate Rates for Energy (CARE) Program. To find out more and apply online, visit www.pge.com/care.

Usted podría reunir los requisitos de un descuento mensual con el California Alternate Rates for Energy Program (CARE). Para obtener más información y hacer su solicitud en Internet, visite www.pge.com/espanol/care.

Electric power line safety PG&E cares about your safety. Be aware of your surroundings and keep yourself, tools, equipment and antennas at least 10 feet away from overhead power lines. If you see an electric power line fall to the ground, keep yourself and others away. Call **9-1-1**.

Neighborhood payment centers Did you know it's **FREE** to pay your PG&E bill at any of our 600 authorized neighborhood payment centers? Payments made by 5 p.m. will post to your PG&E account the same day. Locations and times of operation may be more convenient for your schedule. Call **1-888-743-0011** to find a location near you.