



ENERGY STATEMENT

www.pge.com/MyEnergy

Account No: 3875157268-6
Statement Date: 09/27/2020
Due Date: 10/19/2020

Service For:

MARY ECKHOFF
943 STILLSPRING CT
VACAVILLE, CA 95687

Your Account Summary

Amount Due on Previous Statement	\$72.49
Payment(s) Received Since Last Statement	-72.49
Previous Unpaid Balance	\$0.00
Current Electric Monthly Charges	\$9.86
Current Gas Charges	64.70

Questions about your bill?

Solar Hotline: 1-877-743-4112 M-F 8-5
General: 1-800-743-5000
Monday-Friday 7 a.m.-9 p.m.
Saturday 8 a.m.-6 p.m.
www.pge.com/MyEnergy

Total Amount Due by 10/19/2020 **\$74.56**

Ways To Pay

www.pge.com/waystopay

Your Net Energy Metering (NEM) Account Summary

Year-to-date (YTD) NEM charges are based on your YTD usage. Your NEM balance will be reconciled on your annual True-Up statement (07/2021). No credits will be carried over to your next True-Up period. Please see the "Summary of Your NEM YTD Charges" for more details.

Total NEM Charges Before Taxes	\$521.29
Total Electric Minimum Delivery Charges	-19.72
Estimated Taxes	0.46
YTD Estimated NEM Charges At True-Up	\$502.03

Your Enrolled Programs

Net Energy Metering (NEM2)

Important Messages

CARE Program You may qualify for a monthly discount with the California Alternate Rates for Energy (CARE) Program. To find out more and apply online, visit www.pge.com/care.

Usted podría reunir los requisitos de un descuento mensual con el California Alternate Rates for Energy Program (CARE). Para obtener más información y hacer su solicitud en Internet, visite www.pge.com/espanol/care.

Continued on last page

Please return this portion with your payment. No staples or paper clips. Do not fold. Thank you.

99903875157268600000074560000007456



Account Number: **3875157268-6** Due Date: **10/19/2020** Total Amount Due: **\$74.56**

Amount Enclosed:
\$ [] [] [] [] [] [] [] [] [] []

MARY ECKHOFF
943 STILLSPRING CT
VACAVILLE, CA 95687-7704

PG&E
BOX 997300
SACRAMENTO, CA 95899-7300



ENERGY STATEMENT

www.pge.com/MyEnergy

Account No: 3875157268-6
Statement Date: 09/27/2020
Due Date: 10/19/2020

Important Phone Numbers - Monday-Friday 7 a.m.-9 p.m., Saturday 8 a.m.-6 p.m.

Customer Service (All Languages; Relay Calls Accepted) 1-800-743-5000

TTY 7-1-1

Servicio al Cliente en Español (Spanish) 1-800-660-6789
華語客戶服務 (Chinese) 1-800-893-9555

Dịch vụ khách tiếng Việt (Vietnamese) 1-800-298-8438
Business Customer Service 1-800-468-4743

Rules and rates

You may be eligible for a lower rate. To learn more about optional rates or view a complete list of rules and rates, visit www.pge.com or call 1-800-743-5000.

If you believe there is an error on your bill, please call **1-800-743-5000** to speak with a representative. If you are not satisfied with our response, contact the California Public Utilities Commission (CPUC), Consumer Affairs Branch (CAB), 505 Van Ness Avenue, Room 2003, San Francisco, CA 94102, 1-800-649-7570 or 7-1-1 (8:30 AM to 4:30 PM, Monday through Friday) or by visiting www.cpuc.ca.gov/complaints/.

To avoid having service turned off while you wait for the outcome of a complaint to the CPUC specifically regarding the accuracy of your bill, please contact CAB for assistance. If your case meets the eligibility criteria, CAB will provide you with instructions on how to mail a check or money order to be impounded pending resolution of your case. You must continue to pay your current charges while your complaint is under review to keep your service turned on.

If you are not able to pay your bill, call PG&E to discuss how we can help. You may qualify for reduced rates under PG&E's CARE program or other special programs and agencies may be available to assist you. You may qualify for PG&E's Energy Savings Assistance Program which is an energy efficiency program for income-qualified residential customers.

Important definitions

Rotating outage blocks are subject to change without advance notice due to operational conditions.

Tier 1/Baseline allowance: Some residential rates are given a Tier 1/Baseline allowance - a CPUC approved percentage of average customer usage during summer and winter months. Your Tier 1/Baseline allowance provides for basic needs at an affordable price and encourages conservation. Your allowance is assigned based on the climate where you live, the season and your heat source. As you use more energy, you pay more for usage. Any usage over your baseline allowance will be charged at a higher price.

High Usage: An increased price per kWh whenever electricity usage exceeds four times the Baseline Allowance (Tier 1) in a billing period. This charge does not apply to Time-of-Use rate plans.

DWR bond charge: Recovers the cost of bonds issued by the Department of Water Resources (DWR) to purchase power to serve electric customers during the California energy crisis. DWR bond charges are collected on behalf of DWR and do not belong to PG&E.

Power Charge Indifference Adjustment (PCIA): Ensures that non-exempt customers under PG&E's GT and ECR rate schedules or who purchase electricity (generation) from non-PG&E suppliers pay their share of generation costs.

Gas Public Purpose Program (PPP) Surcharge. Used to fund state-mandated gas assistance programs for low-income customers, energy efficiency programs, and public-interest research and development.

Visit www.pge.com/billexplanation for more definitions. To view most recent bill inserts including legal or mandated notices, visit www.pge.com/billinserts.

Your Electric Charges Breakdown

Distribution	\$9.86
Total Electric Charges	\$9.86

"PG&E" refers to Pacific Gas and Electric Company, a subsidiary of PG&E Corporation. © 2020 Pacific Gas and Electric Company. All rights reserved.

Please do not mark in box. For system use only.

Update My Information (English Only)

Please allow 1-2 billing cycles for changes to take effect

Account Number: 3875157268-6

Change my mailing address to: _____

City _____ State _____ ZIP code _____

Primary Phone # _____ Primary Email _____

Ways To Pay

- **Online via web or mobile at www.pge.com/waystopay**
- **By mail:** Send your payment along with this payment stub in the envelope provided.
- **By debit card, Visa, MasterCard, American Express, or Discover:** Call 877-704-8470 at any time. (Our independent service provider charges a fee per transaction.)
- **At a PG&E payment center or local office:** To find a payment center or local office near you, please visit www.pge.com or call 800-743-5000. Please bring a copy of your bill with you.



ENERGY STATEMENT

www.pge.com/MyEnergy

Account No: 3875157268-6
Statement Date: 09/27/2020
Due Date: 10/19/2020

Summary of Your NEM Year-to-Date (YTD) Charges

Service For: 943 STILLSPRING CT
Service Agreement ID: 3874810920
Rate Schedule: ETOUA SB Residential Time-of-Use Service

Summary of NEM Charges

Bill Period End Date	Net Peak Usage (kWh)	Net Off Peak Usage (kWh)	Net Usage (kWh)	Estimated NEM Charges Before Taxes	Estimated NEM Charges After Taxes
08/25/2020	272	459	731	\$251.10	\$251.32
09/24/2020	223	585	807	270.19	270.43
TOTAL	495	1044	1538	\$521.29	\$521.75

Estimated tax amount, if applicable, is displayed in the box below. Differences in net usage occur due to rounding.

Electric Charges

Bill Period End Date	Minimum Delivery Charges	Energy Charges *
08/25/2020	\$9.86	\$112.09
09/24/2020	9.86	118.02
TOTAL	\$19.72	\$230.11

* Please go to pge.com/electricrates to find the generation component of your Energy Charges.

How Your True-Up is Calculated

Your YTD Total NEM Charges represent the balance of your net usage since the start of your True-Up period. Charges are calculated each month but are not billed until the end of the True-Up period.

Your Summary of NEM Charges will be reset to zero at True-Up.

The Minimum Delivery Charge is billed monthly and credited at True-Up if the total NEM Charges Before Taxes or total State Mandated Non-Bypassable Charges are greater than your cumulative Minimum Delivery Charges. Refer to Detail of NEM Charges page for details about the State Mandated Non-Bypassable Charges.

Energy Charges are commodity costs related to energy usage and will be paid (if a positive amount) at True-Up when your NEM Charges Before Taxes are less than the sum of your total Minimum Delivery Charges and Energy Charges.

This is your YTD balance. Your total NEM balance will be reconciled on your True-Up statement (07/2021).

Total NEM Charges Before Taxes	\$521.29
Total Electric Minimum Delivery Charges	-19.72
Estimated Taxes	0.46
YTD Estimated NEM Charges At True-Up	\$502.03



ENERGY STATEMENT

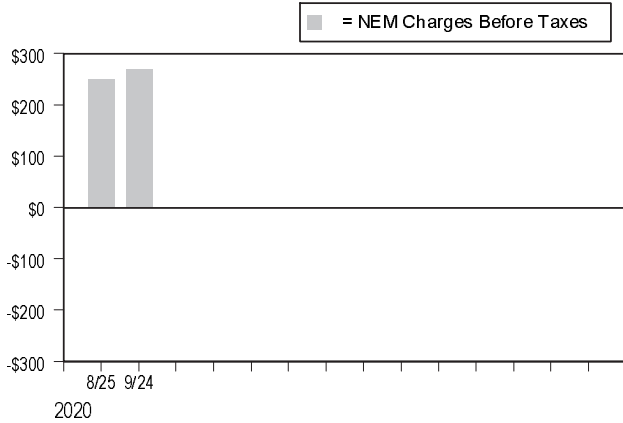
www.pge.com/MyEnergy

Account No: 3875157268-6
Statement Date: 09/27/2020
Due Date: 10/19/2020

Summary of Your NEM Year-to-Date (YTD) Charges (continued)

Service For: 943 STILLSPRING CT
Service Agreement ID: 3874810920
Rate Schedule: ETOUA SB Residential Time-of-Use Service

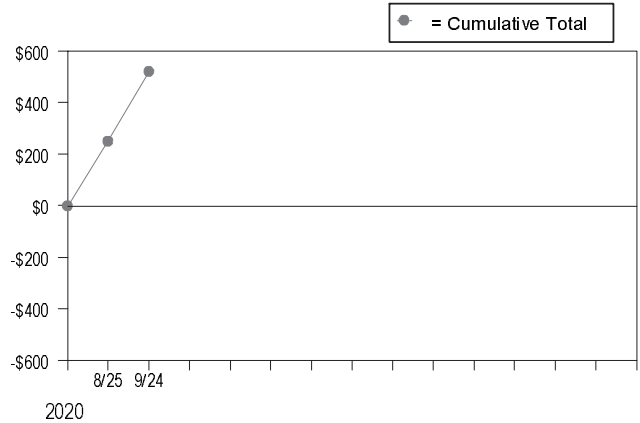
NEM Charges Before Taxes



Monthly NEM Charges

Monthly NEM Charges represent the cost of the electricity you use each month. You don't pay your monthly NEM balance each month. Instead, your Monthly NEM Charges are added up to calculate your Cumulative NEM balance, which you pay at True-Up.

Cumulative NEM Balance by Month



Cumulative NEM Balance

Cumulative NEM balance is a running total of your electricity costs and can increase or decrease depending on each month's use and generation. You only pay your Cumulative NEM balance at True-Up.



ENERGY STATEMENT

www.pge.com/MyEnergy

Account No: 3875157268-6
Statement Date: 09/27/2020
Due Date: 10/19/2020

Details of Electric Monthly Charges

08/26/2020 - 09/24/2020 (30 billing days)

Service For: 943 STILLSPRING CT
Service Agreement ID: 3874810920
Rate Schedule: ETOUA SB Residential Time-of-Use Service
Enrolled Programs: Net Energy Metering (NEM2)

08/26/2020 – 09/24/2020

Minimum Delivery Charge ¹ 30 days @ \$0.32854 \$9.86

Electric Monthly Charges \$9.86

¹ The Minimum Delivery Charge is set by the CPUC. Your electric Minimum Delivery Charge for this period is \$9.86. This amount can include applicable discounts and may be deducted at True-Up if your total NEM Charges Before Taxes are greater than your total Minimum Delivery Charges.

Service Information

Meter # 1006443947
Consumption 1,143.072300 kWh
Net Generation -335.639300 kWh
Net Usage 807.433000 kWh
Baseline Territory S
Heat Source B - Not Electric
Serial D
Rotating Outage Block 50



ENERGY STATEMENT

www.pge.com/MyEnergy

Account No: 3875157268-6
Statement Date: 09/27/2020
Due Date: 10/19/2020

Details of NEM Charges

08/26/2020 - 09/24/2020 (30 billing days)

Service For: 943 STILLSPRING CT
Service Agreement ID: 3874810920
Rate Schedule: ETOUA SB Residential Time-of-Use Service
Enrolled Programs: Net Energy Metering (NEM2)

08/26/2020 – 09/24/2020

Baseline Allowance	474.00 kWh	(30 days x 15.8 kWh/day)	
Net Usage			
Peak	222.861600 kWh	@ \$0.43293	\$96.48
Off Peak	584.571400 kWh	@ \$0.35736	208.90
Baseline Credit	474.000000 kWh	@ -\$0.08633	-40.92
NBC Net Usage Adjustment			-16.74
State Mandated Non-Bypassable Charge ¹			22.47
Energy Commission Tax			0.24

Monthly NEM Charges **\$270.43**

¹ The State Mandated Non-Bypassable Charge (NBC) cannot be reduced by any net generation credits. If applicable, additional discounts are included in the NBC.

Your NEM balance will be reconciled on your True-Up statement (07/2021).

Average Daily Usage (kWh / day)

Last Year	Last Period	Current Period
8.25	24.36	26.91

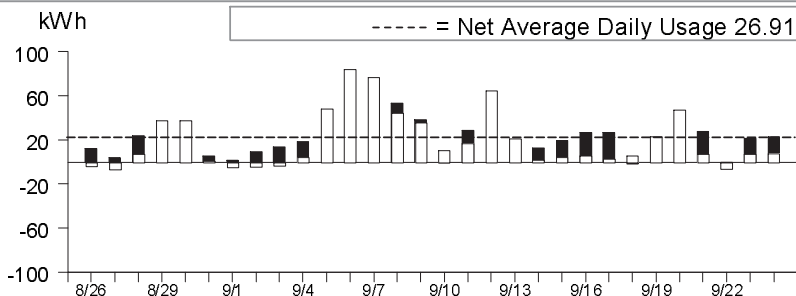
Service Information

Meter #	1006443947
Consumption	1,143.072300 kWh
Net Generation	-335.639300 kWh
Net Usage	807.433000 kWh
Baseline Territory	S
Heat Source	B - Not Electric
Serial	D
Rotating Outage Block	50

Additional Messages

The State Mandated Non-Bypassable Charge (NBC) is calculated based on your energy usage and is relevant to determine the True-Up amount. This charge includes the following fees: Public Purpose Programs, Nuclear Decommissioning, DWR Bond Charge and Competition Transition Charge. The NBC Net Usage Adjustment is to ensure that you don't pay for NBCs twice.

Net Electric Usage This Period: 807.433000 kWh, 30 billing days



■ Peak¹
□ Off Peak²

Energy Charges

\$96.48
\$208.90

¹Peak: 3:00pm-8:00pm, M-F (except Holidays);

²Off Peak: All Other Hours



ENERGY STATEMENT

www.pge.com/MyEnergy

Account No: 3875157268-6
Statement Date: 09/27/2020
Due Date: 10/19/2020

Details of Gas Charges

08/27/2020 - 09/25/2020 (30 billing days)

Service For: 943 STILLSPRING CT
Service Agreement ID: 3875157072
Rate Schedule: G1 S Residential Service

08/27/2020 – 08/31/2020 Your Tier Usage

1	2
---	---

Tier 1 Allowance 1.95 Therms (5 days x 0.39 Therms/day)
Tier 1 Usage 1.950000 Therms @ \$1.41454 \$2.76
Tier 2 Usage 3.716670 Therms @ \$1.93189 7.18
Gas PPP Surcharge (\$0.03651 /Therm) 0.20

09/01/2020 – 09/25/2020 Your Tier Usage

1	2
---	---

Tier 1 Allowance 9.75 Therms (25 days x 0.39 Therms/day)
Tier 1 Usage 9.750000 Therms @ \$1.55017 \$15.11
Tier 2 Usage 18.583330 Therms @ \$2.06752 38.42
Gas PPP Surcharge (\$0.03651 /Therm) 1.03

Total Gas Charges \$64.70

Average Daily Usage (Therms / day)

Last Year	Last Period	Current Period
0.83	1.17	1.13

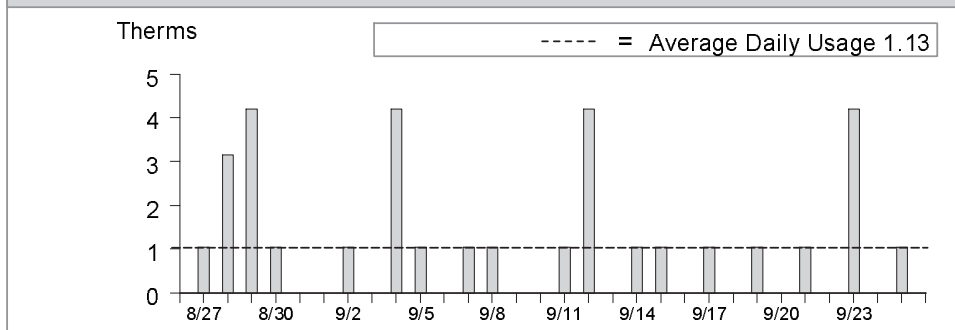
Service Information

Meter # 50352203
Current Meter Reading 5,436
Prior Meter Reading 5,404
Difference 32
Multiplier 1.053645
Total Usage 34.000000 Therms
Baseline Territory S
Serial D

Gas Procurement Costs (\$/Therm)

08/27/2020 - 08/31/2020 \$0.28328
09/01/2020 - 09/25/2020 \$0.41891

Gas Usage This Period: 34.000000 Therms, 30 billing days





ENERGY STATEMENT

www.pge.com/MyEnergy

Account No: 3875157268-6
Statement Date: 09/27/2020
Due Date: 10/19/2020

Important Messages (continued from page 1)

Electric power line safety PG&E cares about your safety. Be aware of your surroundings and keep yourself, tools, equipment and antennas at least 10 feet away from overhead power lines. If you see an electric power line fall to the ground, keep yourself and others away. Call **9-1-1**.